

25 CENTERPIECES UNDER \$25

Cindy Lo, Owner of Red Velvet Events, Inc.
and
Jennifer Grathwohl, Event Director of
The Wine & Food Foundation of Texas




BASIC ITEMS NEEDED:

- Vases
- Candles
- Flowers
- Food
- Creative Mind!



VASES



Description: Vases are versatile, affordable, and most importantly, reusable.

Costs: Cylinder Vase: 12 for \$2.50 each / Round vase: \$8.99 each / Square vase: \$3.99 each (3 inch)

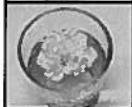
Where to find:
www.Save-on-Crafts.com



CENTERPIECE #1



Description: Dye the water in your vase to match the theme or décor of your event. Take it to another level by adding flowers or floating candles.



Costs: Carnations range from \$0.25 per stem to \$1 per stem. Floating candles \$5.99/24 pack



Where to find: Local grocery store, www.bloomsbythebox.com, www.ikea.com



CENTERPIECE #2



Description: Think bigger. Create a large carnation (or baby's breath) ball. Combine it with colored water. Add fake diamonds at the bottom. Affordable, long lasting and can be modern or romantic.



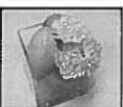
Costs: Acrylic diamonds range in price depending on size; start at \$12 for a jar of ~500 loose 12mm



Where to find: www.koyalwholesale.com



CENTERPIECE #3



Description: Work with textures if staying with a monochromatic look. Add colorful fruit. Glitter the fruit or cut them for different looks. Lemon bonus: it smells great!



Cost: Bag of lemons: \$3 / Mod Podge: \$3 (8oz)



Where to find: Local grocery store / craft store



CENTERPIECE #4



Description – Fillers! Great options include coffee beans, jelly beans, M&M's, lima beans, and pasta. Be green and use shredded paper! Cheap, reusable and easy to clean.



Cost: Coffee beans \$5 / Pasta \$2 / Candy \$2-\$3



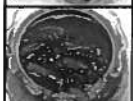
Where to find: Local grocery store



CENTERPIECE #5



Description: Well, hello, Jello! Create beautiful scenes with Jello. Submerge flowers or even toy fish!



Cost: Jello \$0.50 - \$1



Where to find: Local grocery store



CENTERPIECE #6



Description: Ribbon is great to add as an accent but you can also use lace (romantic) or string (modern) to create similar effects.



Cost: \$1-\$5 roll



Where to find: Craft stores



CENTERPIECE #7




Description: Perfect for holiday cocktail parties and events are holiday bulbs. Mix glitter with matte finishes or designs with basic colors.

Cost: \$2-\$5. Stock up the day after Christmas!

Where to find: Target, Walmart




CANDLES



Candles are versatile, cheap, easy to replace and classic.



CENTERPIECE #8




Description: You can create a big effect with grouping candles together.

Cost: Floating candles: \$5.99 for 24 / 5 piece candle set \$9.99 / 100 tea lights for \$3.99 / LED \$0.80 each

Where to find: www.ikea.com



CENTERPIECE #9



Description: Spray candles with spray adhesive and roll in shimmer glitter or sand.

Cost: Glitter \$4 / Sand \$3 bag (little goes a long way)

Where to find: Local craft store



CENTERPIECE #10



Description: A classic and gorgeous look for not only centerpieces, but check-in and registrations tables or to line a stage. Place a mirror below varying heights of candle holders

Cost: Mirror \$5-\$10

Where to find: Local craft store



CENTERPIECE #11



Description: Engraved bottles of wine look upscale and elegant. You pick the variety and etching color (gold or silver). Etch tables numbers or your company logo. Auction them off at the end of a charity event to raise more money!

Cost: \$20 and up

Where to find: www.personalwine.com



CENTERPIECE #12



Description: Don't throw those old wine bottles away! Remove the labels and paint them a matte black or insert led lights in.

Cost: Paint \$5-\$15 / LED string lights (battery operated) \$15

Where to find: Home Depot or Lowe's / www.amazon.com



CENTERPIECE #13



Description: Turn it upside down and have your guests saying "Now why didn't I think of that?" Use your current glassware and repurpose it.

Cost: Glassware \$0.60 each (rental)

Where to find: Local rental company, party store or use your existing inventory



CENTERPIECE #14



Description: Recycle it! Old cans (think vegetable or coffee cans) or mason jars are great for rustic, romantic looks while clear containers feel more modern.

Cost: Cans \$.50 - \$1 each

Where to find: Grocery store



CENTERPIECE #15



Description: Make it! Origami can be colorful, whimsical and artistic. Search online for folding ideas.

Costs: \$3 for 6 sheets of origami paper / \$5 for willow branches

Where to find: Craft stores



CENTERPIECE #16




Description: Bring you inner kid out by using crayons! Use a white table runner encouraging guests to draw or write quotes.

Cost: 120 count is \$8

Where to find: Grocery store, Target, Dollar General



CENTERPIECE #17




Description: Add chalkboard paint! Create a strip on a wine glass and write "Welcome!". Paint over old foam-core signs and list the event agenda.

Cost: \$10 for one gallon

Where to find: Home Depot, Lowe's, Paint stores




CENTERPIECE #18




Description: What else can you frame besides pictures? Think flowers, candy or chalkboard bases to write love quotes or table numbers.

Cost: \$1-\$5 each

Where to find: Thrift stores, www.ikea.com





CENTERPIECE #19




Description: Instead of decorating the table top, why not decorate under the table? Put LED candles, flowers or for a kids event, puzzle pieces or legos.

Cost: \$10-\$15 for misc décor; assume you have glass table top

Where to find: Craft stores; and you can rent glass table top





CENTERPIECE #20



Description: Rediscover crepe paper streamers in a whole new way. Match your color theme and create designs on the table tops. Stick them to the linens with double sided tape.

Cost: Crepe paper streamers: \$1 roll / Tape \$3

Where to find: Party stores, grocery stores



CENTERPIECE #21



Description: If your dessert is beautiful, have it work as a centerpiece too. Think mini cakes, towers of donut holes, chocolate art.

Cost: \$5-\$25

Where to find: local baker & or in-house pastry chef



CENTERPIECE #22



Description: Pasta Party! Pasta is a great décor item because it won't spoil, it's sturdy, colorful and best of all, cheap! Display tall spaghetti vertically in a tall vase.

Costs: \$1-\$3 box

Where to find: Local grocery store.



CENTERPIECE #23




Description: Do you remember pipe cleaners? It's great because it's cheap and useable in so many ways. Create name holders. Wrap multiple colors around vases. Create flowers or characters.

Cost: 250 pieces \$8.50

Where to find: Craft store,
www.discount-schoolsupply.com





CENTERPIECE #24



Description: Post-it notes are cool...post-it round labels are even cooler. Stick them to vases, balloons, linens – pretty much anything and they can be removed cleanly!

Cost: Balloons \$1 bag / Post-its 1800 pack for \$13

Where to find: Office Max, Office Depot





CENTERPIECE #25



Description: Duct tape is no longer boring! It now comes in a variety of colors and even patterns like zebra or leopard. Create table numbers, patterns on vases or unique pieces of art.

Cost: \$4/roll

Where to find: Target, Craft stores



CENTERPIECE #26



Description: We've got a BONUS centerpiece idea for you! The Lumjere is not a floating candle, but a unique centerpiece idea consists of a patented floating wick that sits on a thin layer of pure, fractioned coconut oil (fuel), on top of water.

Cost: Starter pack (enough for 10 centerpieces) \$30

Where to find: www.artofflame.com



